



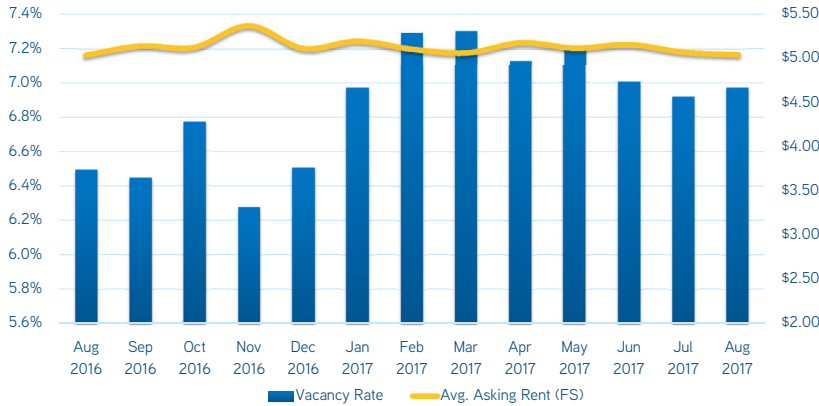
PENINSULA REPORT

Office
August 2017

Colliers International - Redwood City

PENINSULA OFFICE MARKET VACANCY VS. RENTS

SAN MATEO COUNTY STATISTICS AS OF 8/01/17

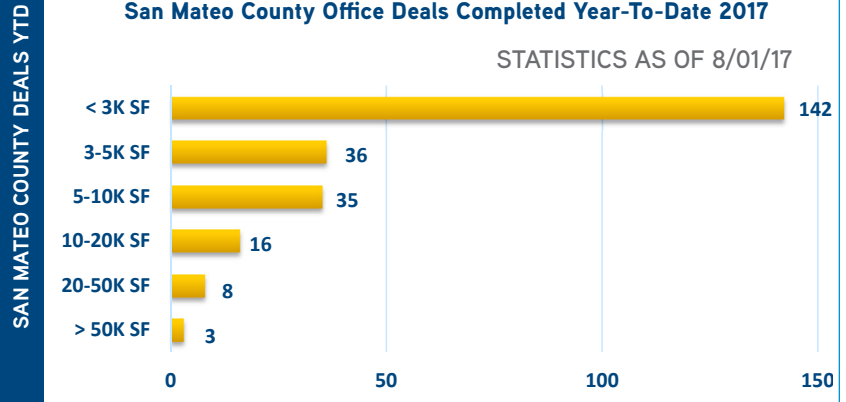


PENINSULA OFFICE VACANCY & RENTS

SAN MATEO COUNTY STATISTICS AS OF 8/01/17

	Vacancy Rate	Vacancy SF	Rent (FS)
Menlo Park	4.38%	277,211	\$8.30
Redwood City	2.63%	138,282	\$5.04
Belmont/San Carlos	2.15%	40,880	\$4.57
Redwood Shores	7.94%	457,083	\$4.76
San Mateo	10.91%	915,980	\$4.88
Foster City	6.34%	215,734	\$5.09
Burlingame	7.48%	215,463	\$4.66
San Bruno/Millbrae	0.78%	14,214	\$2.90
Daly City	12.71%	124,602	\$3.79
South San Francisco	7.66%	327,026	\$5.25
Brisbane	25.74%	205,594	\$3.64
Total	6.97%	2,932,069	\$5.05

	2017 Gross	2017 Net
Menlo Park	176,430	(21,708)
Redwood City	82,973	(26,430)
Belmont/San Carlos	79,015	(14,716)
Redwood Shores	95,070	(71,736)
San Mateo	346,539	(167,090)
Foster City	64,839	16,144
Burlingame	103,085	(41,689)
San Bruno/Millbrae	11,517	9,580
Daly City	31,513	12,855
South San Francisco	154,726	54,497
Brisbane	49,386	(15,345)
San Mateo County	1,195,093	(265,638)



MARKET NEWS

- Alkahest leased 24,812 square feet of office space from Premia Capital at 75 Shoreway Road in San Carlos.
- SendGrid leased 15,000 square feet of office space at 889 Winslow Street in Redwood City, which is currently under construction.
- The 33,982 square foot office building at 444 South El Camino Real in San Mateo was put onto the market for sale for the first time since 2007.
- Facebook proposed its mixed-use master plan for a new Menlo Park campus which will include 1.75 million square feet of office space, 125,000 square feet of retail, 1,500 residential units, an anchor grocery store and a hotel.

SAN MATEO COUNTY

Unemployment Rate

Jun 17	2.9
May 17	2.4
Apr 17	2.5
Mar 17	2.7
Feb 17	2.8
Jan 17	2.9
Dec 16	2.7
Nov 16	2.8
Oct 16	3.1
Sep 16	3.1
Aug 16	3.4
Jul 16	3.4
Jun 16	3.3

Colliers International • 203 Redwood Shores Parkway, Suite 125 • Redwood City, CA 94065 • + 1 650 486 2200

The information furnished has been obtained from sources we deem reliable and is submitted subject to errors, omissions and changes. Although Colliers International has no reason to doubt its accuracy, we do not guarantee it. All information should be verified by the recipient prior to lease, purchase, exchange, or execution of legal documents. © 2017 Colliers International. CA License No. 00490878



San Jose | Redwood City | Gilroy | Pleasanton | Oakland | Walnut Creek | Stockton | Fairfield | Las Vegas | Reno

colliers.com/redwoodcity



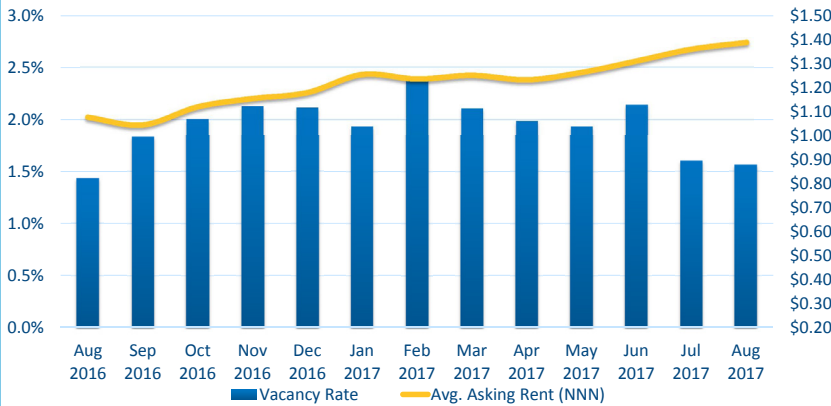
PENINSULA REPORT

Industrial
August 2017

Colliers International - Redwood City

PENINSULA INDUSTRIAL MARKET VACANCY VS. RENTS

SAN MATEO COUNTY STATISTICS AS OF 8/01/17



PENINSULA INDUSTRIAL VACANCY & RENTS

SAN MATEO COUNTY STATISTICS AS OF 8/01/17

	Vacancy Rate	Vacancy SF	Rent (NNN)
Menlo Park	2.08%	50,593	\$2.00
Redwood City	1.51%	62,858	\$1.64
Belmont/San Carlos	1.02%	62,782	\$2.07
San Mateo/Foster City	3.50%	48,747	\$1.56
Burlingame	3.82%	152,123	\$1.48
San Bruno/Millbrae	1.84%	12,500	\$1.25
Brisbane/Daly City	1.40%	73,437	\$1.16
South San Francisco	0.99%	151,261	\$1.16
Total	1.56%	614,301	\$1.39

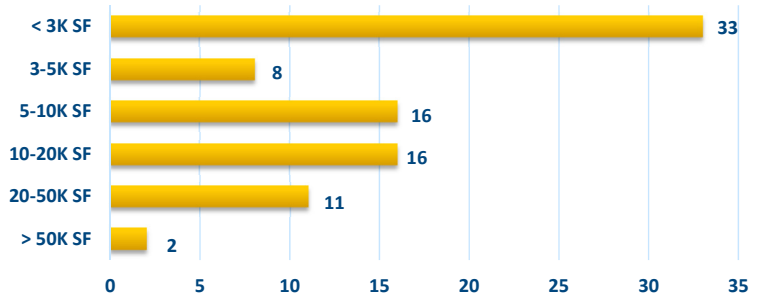
SAN MATEO COUNTY ABSORPTION YTD

	2017 Gross	2017 Net
Menlo Park	35,081	(10,213)
Redwood City	23,481	(64,721)
Belmont/San Carlos	99,456	3,937
San Mateo/Foster City	13,670	(5,208)
Burlingame	36,614	(80,553)
San Bruno/Millbrae	37,866	27,977
Brisbane/Daly City	120,684	(38,925)
South San Francisco	519,592	252,208
San Mateo County	886,444	84,502

SAN MATEO COUNTY DEALS YTD

San Mateo County Industrial Deals Completed Year-To-Date 2017

STATISTICS AS OF 8/01/17



MARKET NEWS

- Average asking rents for industrial space in San Mateo County have increased 11.2 percent since the beginning of the year from \$1.25 to \$1.39 NNN.
- Hesti Cabinets leased 42,929 square feet of warehouse space from Glenny Properties at 255 South Maple Avenue in South San Francisco.
- Rebarber Enterprises leased 14,203 square feet of warehouse space at 405 Victory Avenue in South San Francisco from EverWest Real Estate Partners.
- Large blocks of industrial space are not available for long in San Mateo County, with the average listing staying on the market for only 70 days until it has become leased.

SAN MATEO COUNTY

Unemployment Rate

Jun 17	2.9
May 17	2.4
Apr 17	2.5
Mar 17	2.7
Feb 17	2.8
Jan 17	2.9
Dec 16	2.7
Nov 16	2.8
Oct 16	3.1
Sep 16	3.1
Aug 16	3.4
Jul 16	3.4
Jun 16	3.3

Colliers International • 203 Redwood Shores Parkway, Suite 125 • Redwood City, CA 94065 • +1 650 486 2200

The information furnished has been obtained from sources we deem reliable and is submitted subject to errors, omissions and changes. Although Colliers International has no reason to doubt its accuracy, we do not guarantee it. All information should be verified by the recipient prior to lease, purchase, exchange, or execution of legal documents. © 2017 Colliers International. CA License No. 00490878

San Jose | Redwood City | Gilroy | Pleasanton | Oakland | Walnut Creek | Stockton | Fairfield | Las Vegas | Reno

colliers.com/redwoodcity